


St Mary's Nursery School

"Play is often talked about as if it were a relief from serious learning. But for children play is serious learning. Play is really the work of childhood." – Fred Rogers

May Newsletter



Our School will be closed:

Monday 4th and 25th May – Staff Development Days

Monday 18th to Friday 22nd May (inclusive) – Mid-term Break

Reports

End of year progress reports will be circulated in June. When you receive the report, if you wish to be given an appointment for a parent/teacher consultation to discuss the report please send us an email.

Care in the Sun/Open Plan

We will be commencing our Open Plan/Care In The Sun Policy soon. The children will have the opportunity to go straight to the playground at 9.15am (after morning greeting and prayers) and have both indoor and outdoor play until 11.45am. This ensures that your child is not playing outdoors whilst the sun's rays are at their strongest (WE'RE ALWAYS OPTIMISTIC HERE AT ST MARY'S ☺).

However, we do strongly recommend that you apply a sunscreen to your child's skin before leaving them to Nursery School each morning.



It is essential you provide your child with a cap or hat with a covering for the back of the neck and a pair of sunglasses. Please leave these items in their pouches in the classrooms – clearly marked with their name by Tuesday the 5th May. Thank you!



Sponsored Sing-Along for School Funds/Trocaire/Special School in India

So far we have raised **£1,160.55** - any late sponsor money/donations would be very welcome. Thank you!

Aspire and Rugby Tots

We are very excited for three more sessions with Rugbytots this month! Our shared education partners, Seaview Nursery Unit, will be joining us again.



If you are available to volunteer during any of the dates/times below, please email Mrs Friel. This is a great opportunity to meet parents and children from our partner school. Sessions (all 9.30 -12 noon) May 6th, 13th and 27th!

Transition Schools

The children are being encouraged to recognise their friends transitioning onto their new primary schools. To that end they will sit together (with children going to the same school as them) at dinner times mid May and June so that we can foster their awareness of their friends' names. This will hopefully reassure them when they see familiar faces in the playground and classrooms of their new "big" school!

Child Safety

Please ensure you leave your child directly into the Quiet Room in the mornings or hand them over to a member of staff if school has commenced. Please do not leave them at the classroom door, as a staff member needs to be aware of their presence for their own safety.

Names on Uniforms

Please ensure your child's uniform is clearly marked with their name.



May altar





Please encourage your child to bring in a few flowers for Our Lady's altar during the month of May.

Interest List

If you would like to email the school with the details of your younger children we will put your child's name on a list to send you information in your child's pre-school year.

Maths for the month



This month's colour is purple. Please encourage your child to look out for different colours in their environment, especially purple. We shall also be reinforcing the shapes rectangle and square. The children's mathematical language will continue to be fostered throughout the learning environment.

Topics for the month

This month's topics are The Environment, Mini-beasts and Recycling. The children's knowledge and appreciation of their environment and awareness of conservation issues will be heightened in our outdoor play environment.



We shall also be continuing our work on developing your child's pre writing and pre reading skills in preparation for primary school and enjoying 'Fairytale' stories.

Talking Tip

Help your child develop good language and communication skills with this tip:

- * Help your child to use more words by adding to what they've said, eg if they said "ball" you might say, "Yes, a big red ball".
- * If your child says something incorrectly, say it back the right way, eg "Goggy bited it", "Yes, the dog bit it, didn't he?".

You can help your child at home by ...

- 1) Involving your children in baking, rolling and cutting activities using smaller tools - discussing how food changes when it is cooked.
- 2) Allowing your children to wash, dry and put some dishes away - growing their awareness of how to organise a space, ie the cupboard.