



Home Learning - Week 1



Monday:

- Watch the following programme with your child: *Come Outside - A Woolly Jumper*

<https://youtu.be/41jx0Ljy23A>

- Use the attached *Come Outside Activity Pages* to help you complete **some** follow-up activities
- Use your online membership of *Libraries NI* to read a story with your child
- Play the following game on the *Topmarks* website:

<https://www.topmarks.co.uk/early-years/shape-monsters>

- Sing a song from our *Songs & Rhymes* sheet
- Go outside for 20-30mins - today's keyword for outdoor play is **BALANCE**

Tuesday:

- **Family Challenge** - Plan a shape treasure hunt:- Get your camera or phone out and go on a shape hunt around your house. Give each family member a shape/shapes to hunt for and see how many they can find (if necessary, give your child a piece of paper cut into the shape/shapes so they can compare with objects in the house). Remember to think about the shapes you sorted in the maths game yesterday!
- Use the attached *Home Learning Ideas* page to select a few activities for you and your child to complete
- Use the *Play Dough Activities* on the website to make some dough and complete one of the activities

- Sing a song from our Songs & Rhymes sheet
- Go outside for 20-30mins - today's keyword for outdoor play is RUNNING

Wednesday:

- Revisit the Come Outside Programme from earlier in the week: A Woolly Jumper
<https://youtu.be/41jx0Ljy23A>
- Complete the rest of the follow-up activities from the Come Outside Activity Pages
- Use your online membership of Libraries NI to read a story with your child
- Sing a song from our Songs & Rhymes sheet
- Go outside for 20-30mins - today's keywords for outdoor play are BALL SKILLS

Thursday:

- Use the link below to watch a story from our friend Mr Hullabaloo
https://www.youtube.com/channel/UCcmxTZVheAmKX_u7VuSckFQ
- Use your online membership of Libraries NI to read a story with your child
- Sing a song from our Songs & Rhymes sheet
- Play the following game on the Topmarks website:

<https://www.topmarks.co.uk/ordering-and-sequencing/shape-patterns>

- Use your scissors to cut from the bottom of a page all the way to the top - count how many times you can do this. How many strips did you make?
- Go outside for 20-30mins - today's keyword for outdoor play is *CYCLING*

Friday:

- Use the attached Home Learning Ideas page to select a few activities for you and your child to complete
- Use your online membership of Libraries NI to read a story with your child
- Sing a song from our Songs & Rhymes sheet
- Choose an activity from the Play Dough Activities on the website
- Go outside for 20-30mins - today's keyword for outdoor play is *CLIMBING*

FRIDAY TREAT: click this link to watch and listen to this story - Peace at Last

<https://youtu.be/PWMuB6IwzE4>

Most of all, enjoy your time together and have lots of fun!!!

Come Outside - Woolly Jumpers



General Questions:

1. How does a woolly jumper feel?
2. Do you have a woolly jumper?
3. What colour is your favourite woolly jumper?
4. Where does wool come from?
5. How do you think wool ends up different colours?

Questions about this episode:

1. Who did Auntie Mabel knit a woolly jumper for?
2. Which animal did the wool come from?
3. What does the shepherd use the dog for?
4. Why did the sheep need their wool cut?
5. Where does the wool get coloured after it goes through the spinning wheel?
6. Auntie Mabel knitted a front and a back for the jumper, what other pieces did she knit for the jumper?
7. What did Pippin do to the jumper that made Auntie Mabel sad?

Extended Learning Ideas:

Chat to your child about:

- Knitting, what else could you knit apart from a jumper?
- Do you knit or does someone close to you knit? Show the child how to knit and explain the process.
- The farmer herding the sheep and what the sheep dog's job is.
- What baby sheep are called and what season they are born in.

Related Activities:

- Allow your child to choose their own clothes
- Ask them to dress up as another member of the family (lots of fun and you can join in too!)
- Give your child an old piece of clothing and let them decorate it using paint/jewel/buttons/chalk/marker etc.
- Using an old piece of clothing, allow your child to cut out shapes and use the fabric to make a picture using glue.
- Trace around a piece of clothing and ask your child to 'design' something they would love to wear.

Related Songs and Rhymes: (wool, sheep, clothing)

- Old McDonald Had A Farm
- Baa Baa Black Sheep
- B-I-N-G-O
- Little Bo Peep
- Mary Had A Little Lamb
- Hokey Cokey

Rhyming: (don't worry that some of the words aren't real words)

Finish these rhyming strings (read the first 3 words then give the initial sound of the last word)

sheep	bumper	bool
leep	lumper	stool
reep	dumper	fool
b_____	j_____	f__

Clap out these words - 1 clap for each sound/syllable:





(This video may help you: <https://www.youtube.com/watch?v=JOEMhmORQB0>)

wool	shepherd	knitting
bleating	woolly jumper	farm



Home Learning Ideas One



<p>Go on a number hunt around your house or outside.</p> <p>What numbers can you see? What are the numbers for? What do they tell us?</p> 	<p>Sing some nursery rhymes or songs with a grown up.</p> <p>What is your favourite? Do you know the actions? Can you clap along in a steady beat?</p>	<p>Can you help get ready for dinner? How many plates, cups, knives and forks or spoons will you need for each person?</p> 	<p>Share a story with an adult. What was your favourite part of the story? Who is your favourite person in the story?</p>
<p>Look in the cupboard for three different sized tins or packets. Feel them. Are they heavy or light? Can you work out which is the heaviest? Which is the lightest? Put them in order.</p>	<p>Read a favourite story with a family member. If it is safe to do so - visit your local library.</p> 	<p>Can you go on a colour treasure hunt? Around the house can you find things that are different colours and then sort them into sets of green things, blue things, red things etc.</p>	<p>Practice using scissors to cut some pictures out of a newspaper or catalogue. Maybe you can make a picture with them.</p> 
<p>Help with the washing! Can you help match all the pairs of socks from the washing? Look for patterns that are the same or things that are the same colour.</p> 	<p>Play Kim's game with a grown up. Put five or six small items on the floor. Try and remember them! Close your eyes. The grown up will take away one item and cover the ones that are left with a tea towel. Open your eyes and look, what's missing?</p>	<p>Ask a grown up to show you some coins. Talk about the names of the coins. Look for the small number on each coin that tells you how much it is worth. What colours and sizes are they?</p> 	<p>What am I? The grown up will give you some clues about an animal, it has spots, it has a long neck. Can you work out what animal it is from the clues?</p>
<p>Spot the difference. Look at the grown up or around the room. Try and remember what everything looks like. Close your eyes. The grown up will change one thing (glasses on/off, move ornament etc) Can you find what has changed?</p>	<p>What shapes can you see around your house? Can you find circles, squares, rectangles and triangles?</p> 	<p>Can you tell a story you know to a grown up? Can you put get the bits of the story in the right order and tell it so it makes sense?</p>	<p>Can you help sort the knives, forks and spoons into the drawer? Make sure things of the same type go together.</p> 