

St Mary's Nursery School

May Newsletter



"Play is often talked about as if it were a relief from serious learning. But for children play is serious learning. Play is really the work of childhood." – Fred Rogers

Our School will be closed:

Monday 3rd & Monday 31st May – Staff Development Days



Extra-Curricular Activities

We are delighted to continue our Rugbytots sessions this month! This outdoor programme will be facilitated safely in our existing bubbles. We look forward to these sessions on Wednesday 5th, Wednesday 12th and Wednesday 19th May.



Photographer

James, the school photographer from Whitehall Studios, shall be visiting us on Wednesday 12th May to take individual pictures! James has completed his risk assessment to ensure social distance guidelines are met. Please ensure your child is wearing their uniform. Thank you.




Oral Hygiene

Please try to encourage good oral hygiene at home and encourage your child to brush their teeth as part of their bedtime routine.

Safety Awareness topics



This month our topic is playing safely outside.



Interest List

If you would like to email the school with the details of your younger children we will put your child's name on a list to send you information in your child's pre-school year.

Maths for the month



This month's colour is purple. Please encourage your child to look out for different colours in their environment, especially purple. We shall also be reinforcing the shapes rectangle and square. The children's mathematical language will continue to be fostered throughout the learning environment.

Topics for the month



This month's topic is The Environment, Mini-beasts and Litter. The children's knowledge and appreciation of their environment and awareness of conservation issues will be heightened in our outdoor play environment.

We shall also be continuing our work on developing your child's pre writing and pre reading skills in preparation for primary school and enjoying 'Fairytale' stories.



Talking Tip

Help your child develop good language and communication skills with this tip:

- * Help your child to use more words by adding to what they've said, eg if they said "ball" you might say, "Yes, a red ball".
- * If your child says something incorrectly, say it back the right way, eg "Goggy bited it", "Yes, the dog bit it, didn't he?".

You can help your child at home by ...

- 1) Involving your children in baking, rolling and cutting activities using smaller tools - discussing how food changes when it is cooked.
- 2) Allowing your children to wash, dry and put some dishes away - growing their awareness of how to organise a space, ie the cupboard.

